

The Running Stitch

stitches bind us together

Newsletter of the Withlacoochee Quilters Guild



From Our President, Chris Summers

Greetings Quilters!

My last missive to my very tolerant audience! I can't say that I will miss this. It is very hard to sit down and write something that people will find of interest. It is very hard to sit down and write something period!

This year has gone by so quickly! We had the challenge and the quilt show this year. We will get back to our alternating year schedule next year. We are still feeling the repercussions of almost two years of quarantine. Hopefully we will get some kind of a workshop organized for next year. That is something that everyone looks forward to. I only got to go to one retreat but that is such a special experience! You really get to know the ladies that attend and it builds quilting friendships that will last forever. It's so worth making the effort to attend and really is a bargain for the price.

I would really like to encourage everyone to get involved in our guild even if it's just in a small way. There are so many jobs to do. The more people that have input, the more interesting our meetings and events will be.

I'm really excited about our new community project for next year. The Lowndes Co. Children's Advocacy Center is a very worthy cause for us to devote our efforts to. Two years ago Barbara Lindner and her helpers did an amazing job planning, making, and distributing over 100 quilts to the Haven. It takes a special person willing to put the time in to get results like that. That position is available. We need someone to organize our retreats. It would be lovely to have someone to be in charge of programs. THE NEWSLETTER needs a new author. If you have ideas we are open to hear them. I hope everyone has a wonderful Thanksgiving and I'll see you at the Christmas Party!

Chris

Bring a Christmas Quilt to the Christmas Party and we will use them for festive decorations!



In this issue:

Minutes	2
Program	4
Fabric	
Ornaments	
Showed &	7
Told	
Christmas	10
Dinner Sign-	
Up list	
About Our	10
Guild	

WQG Business Meeting Minutes from November 13, 2023

The November meeting of the Withlacoochee Quilters' Guild was called to order at 6:55 p.m. by President Chris Summers. Turn off your cell phones, please!

Birthdays:

This month we send birthday wishes to Bennie J, Hedy P, Kristi G, Betty j, Margaret B, Patti M and Jerry M.

Acceptance of Minutes:

There was no published newsletter, so last month's minutes were not posted.

Treasurer:

Joy presented the treasurer's report.

Committee Reports:

Community Projects:

Children's Advocacy Center of Lowndes County serves 6 counties in S. Georgia helping families dealing with child abuse. The statistics are horrific. We would like to start donating quilts to this organization. We need a liaison to support this, please.

We are planning to do a Quilts of Valor award as part of the opening ceremony to our 2025 Quilt Show. See Barb Linares to see how you can help.

Hospitality:

The door prize winners were Diane D and Kathleen H.

Membership: The guild has 65 members

28 members and no guests were present: Judie Loveless, Chris Summers, Barb Linares, Joyce Herrin, Pat Hawkins, Damaris Lane, Grace Burmaster, Joy Bass, Elaine Southall, Connie Syford, Heather Dixon, Barbara Jordan, Hedy Parrish, Diane Dees, Pat Hall, Kathy Wynn, Teresa Lavind, Kathleen Haehnel, Betty Johnson, Vicki Fenstermaker, Gail Posey, Elaine Crane, Sue Johnson, Ava Best, Patti McGuffin, Jerry McGuffin, Sandy Willis and Pam Hoover.

Retreat:

The spring retreat will be 4/19-4/21/2024 with a tentative date of 10/11-10/13/2024 for fall next year.

Round to It:

Kathleen Haehnel showed her completed UFO. The new owner of the "Round To It" is Elsie Crane

Refreshments:

Provided by Barbara Jordan

Old Business:

Christmas Party:

Bring Christmas quilts to decorate the walls for our dinner.

Name Tags:

Don't forget to wear your name tags. If you forget, add a quarter (or 2) to the bucket.

2024 Slate of Officers:

President – Damaris Lane
Secretary – Diane Dees

Vice President – Barb Linares
Treasurer – Patty McGuffin
Assistant Treasurer – Joy Bass

Members at Large – Sandy Willis & MaryAnn Magee

A motion was made by Elsie C. to accept this new slate of officers for 2024. The motion was seconded by Judie L. The vote was carried unanimously.

New Business:

40th Anniversary:

2026 will be the 40th Anniversary of the guild. Elsie C. suggested everyone do a short write up on a 3x5 index card to be presented at whatever celebration we have. The write-ups can be memories, reminders of past members, kindnesses shown by the guild. Use your imagination!

Hospitality:

Elaine T and Judie L are stepping down from Hospitality. Sandy W. and Gail P. have volunteered to take over for 2024.

BINGO Fund Raiser:

Purchase a bag of 25 small squares for \$10. Make into a 5x5 block that is then your BINGO card. Purchase and construct as many blocks as you'd like to play. \$5 goes into a prize pot. There will be several different BINGO games played on BINGO night with some FANTASTIC prizes. BINGO night will be in February or March.

Program of the Evening:

Fabric Christmas Ornaments by Chris S. and Damaris L.
Next month's program – Christmas Party!
January program – TBD

Show and tell:

The meeting was adjourned by President Chris Summers at 8:04 p.m.

Respectfully submitted,
Barb Linares

Secretary

Withlacoochee Quilters Guild			
Treasurer's Report			
January 2023			
Balance Forward	as of 12-31-2022		2217.87
Income			
	Membership	300.00	
Total Income			300.00
Expenses			
	Challenge	127.20	
	Christmas Party	32.21	
Total Expenses			159.41
Balance as of 1-31-2023			2358.46
Respectfully submitted,			
Joy Bass			

Fabric Ornaments

Presented by Chris Summers and Damaris Lane



FOLDED FABRIC STAR TUTORIAL

Supplies needed: fabric, iron, spray starch, scissors, small clips, glue, heavy needle, floss or thin ribbon.




①

Cut four 4" x 16" rectangles of fabric using any combination of colors. Press rectangles with a heavy spray of starch.




②

Press in half lengthwise, then open and press edges to the center line. Fold and press in half again to make strips.




③

Fold strips at the center and weave. Green inside the folded blue strip, blue inside red, red inside yellow, yellow inside green.




④

Tighten up the woven strips nice and snug by sliding them to the center.




⑤

Flip the whole piece over and fold the top layer of the left strip over the center. Then fold the top layer of the top strip down.




⑥

Continue folding around the square. Secure the fourth fold by tucking it under the first strip. Then pull all the ends nice and snug.




⑦

Fold any top right strip to the outside making a right angle. Crease folds with your finger as you work.




⑧

Flip the whole piece over and **fold** the end straight down.



⑨

Snip the end off slightly above the edge of the strip below so it will be hidden when tucked.



⑩

Fold and tuck the cut end under the strip below. A clip keeps the point neat. Repeat steps 7-10 with the next point, starting with the fold to the outside.



⑪

Continue around all eight points. **Fold, flip, fold, snip, fold, tuck.** Put a dot of glue inside the layers of each point and inside the tucks for extra hold.



⑫

Thread a heavy needle with about 10" of floss. Pull the floss between two points and tie a loop. Press the finished star. Beautiful!

Below is a list of websites with tutorials for the ornaments that were presented at the program of the November business meeting.

Fabric Christmas Ornaments



[Day Seven: Folded Fabric Christmas Tree Ornament — The Inquiring Quilter](#)



<https://theruffledpurse.com/how-to-make-an-ornament-from-fabric-yo-yos/>



[Fabric Woven Star Ornaments Are So Easy to Make - Quilting Digest](#)



[Quilted Star Christmas Ornament - It's So Corinney \(itssocorinney.com\)](#)



<https://www.free-tutorial.net/2021/04/cathedral-window-ornament-tutorial.html>



<https://diyjoy.com/quilted-santa-ornaments/>



<https://sensiblysara.com/simple-no-sew-diy-fabric-pine-cone-ornaments-tutorial/>



SHOWED *and* TOLD







WQG Christmas Dinner

Cornbread dressing_- Rhonda Bell, Joyce Herrin
Giblet Gravy - Ann Hoover, Marsha Tyson
Cranberry Sauce - Barbara Jordan, Elaine Southall
Mashed Potatoes - Joy Bass, Dianne Melendez
Green Beans - Judy Loveless, Ann Bussey
Sweet Potatoes - Connie Syford, Elaine Taylor
Squash - Hedy Parrish, Damaris Lane
Yeast Rolls - Pat Hawkins, Kathy Wynn
Dessert - Damaris Lane, Lee Brooks
Beverages

Sweet tea - Diane Kelly
Unsweet tea - Kathleen Haehnel
Coke - Diane Kelly
Diet Coke - Teresa Smith

*If you weren't at the sign up meeting and you plan to attend the Christmas Party, please feel free to bring a dish that will go with the menu above.

About Our Guild

The Withlacoochee Quilters Guild is a non-profit organization for those interested in quilts and quilting. This guild was organized to preserve and promote the art of quilting. Monthly meetings are held on the second Monday of the month at 6:30 pm at Grace Bible Church, 401 East Park Avenue, Valdosta, Georgia. Guests are always welcome!

Dues, renewable by January 1st each year, are \$20 per year for

adults. Youth membership (ages 6-16) is \$10. After June 30th, dues are one half the regular fee for the remainder of the year.

Questions about the Guild?
Please contact a Board Member.

Withlacoochee Quilters' Guild
PO Box 3262
Valdosta, GA 31604

Newsletter Editor:
Christy Yates
cbcy@bellsouth.net

2023 WQG OFFICERS

President
Chris Summers

Vice President
Damaris Lane

Secretary
Barb Linares

Treasurer
Joy Bass

Assistant Treasurer
Patti McGuffin

Members at Large
Pat Hall
Sandy Willis

